


# Energy AnalytiX™

Advanced Energy Management Software

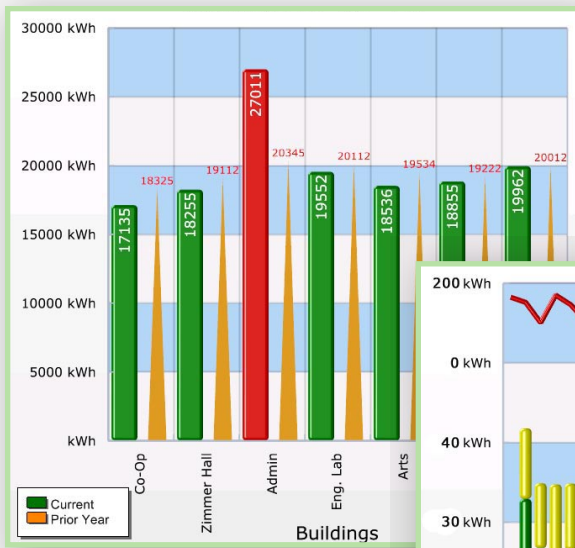


Visualize Your Enterprise™



# Real-time operational efficiency

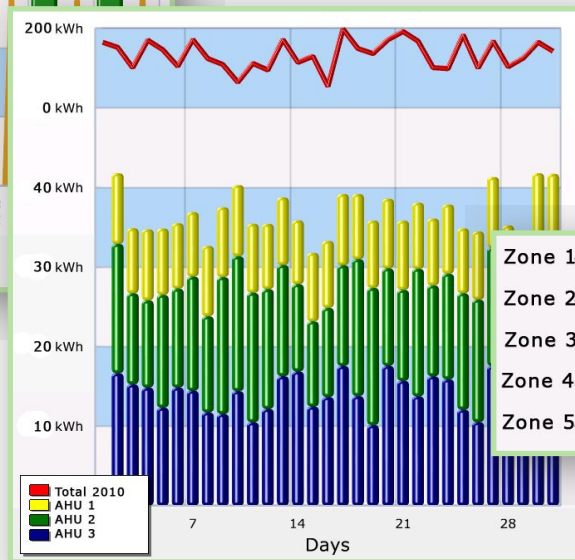
## Building Performance



Energy Consumption

Natural navigation to identify energy opportunities

## Equipment Analysis



Equipment Efficiency Usage

## Zone Analysis



Easily Find Energy Offenders



# Analytics for a Greener World

Energy AnalytiX™ can help you save between 5% and 25% annually on your utility bills

In today's competitive global economy, with soaring energy prices and increasing environmental regulations, profitability and the ability to quickly analyze and closely control operating costs has become ever more critical. A smart integrated energy management solution can easily save money and translates into a greatly improved bottom line. Everyone is looking for ways to reduce Consumption, monitor Conditions, lower energy Costs and minimize Carbon emissions.

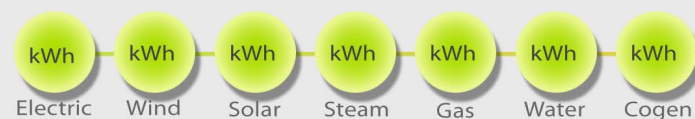
Now, managers of commercial or government buildings, university campuses and industrial plants have a revolutionary smart energy Web solution that is easy to apply, configure and operate. It provides open universal data connectivity and data integration to a wide variety of BMS, SCADA, ERP and control systems.

Energy AnalytiX™ delivers the backend calculation, KPI analytics, data historian, reporting and rich visualization you need to take decisive action to reduce and manage your utility costs and carbon footprint.

- Quick to deploy and achieve ROI
- Realize cost-savings through informed decisions
- Standard Cost, Consumption and Carbon reports
- Drill down into causes of abnormal energy use

## Sustainability Process

### Consumption



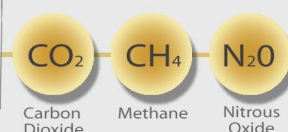
### Costs



### Conditions



### Carbon





## Balance your budget and the environment

### Rich Visualization Dashboards and Kiosks

Energy AnalytiX can deliver rich platform and browser-independent real-time visualization over the Web to address applications from a single building to a global real estate portfolio. Create IT firewall friendly, secure custom facility dashboards and kiosks to view energy reports analyzing your energy consumption patterns and resource usage. Site managers, building engineers or maintenance personnel can intuitively navigate and find opportunities for improvement.

Energy AnalytiX provides secure, long-term data storage of information needed to correlate expected and unexpected resource use. Collect data from resources such as electricity, oil, steam, water and gas. Conditions that affect resources are collected and might include outdoor air temperature (OAT), outdoor lumens, number of occupants per hour, duct air pressures, average set points per zone, equipment runtimes, current electricity, steam, water and gas costs.

### Point and Click Configuration

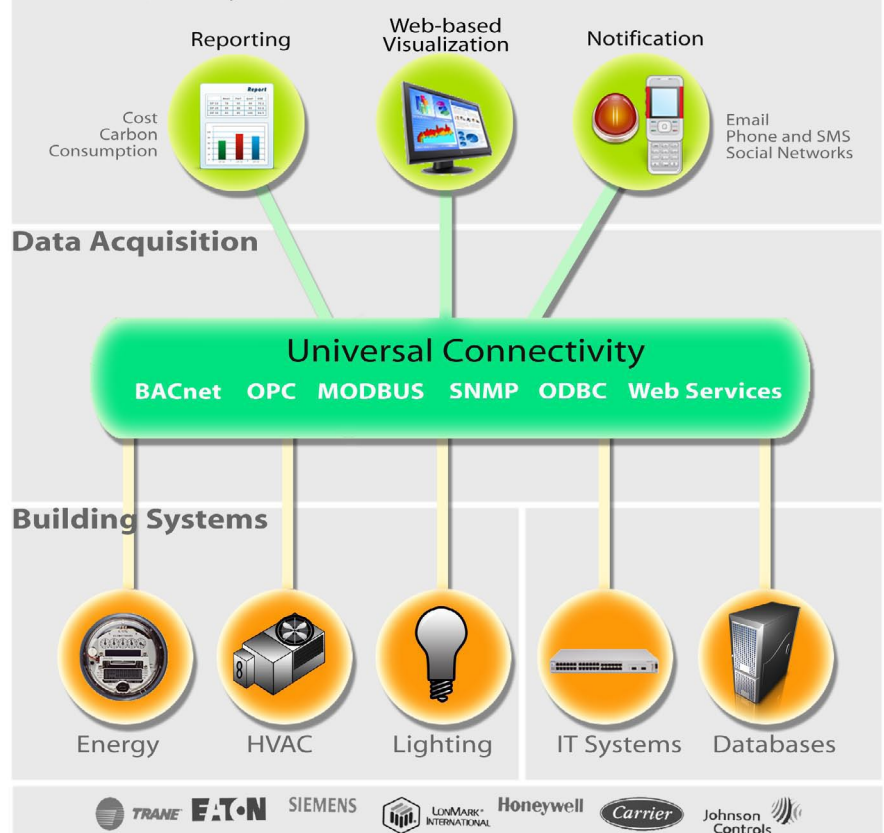
Energy AnalytiX employs Web-based Microsoft Silverlight® configuration capabilities, including an Asset Tree that provides intuitive easy setup and configuration to any level of aggregation, from an entire campus or enterprise down to a specific meter or user. Gain a global view, or monitor individual zones. When consumption offenders are suspected, drill down to the primary causes of energy inefficiency. With rollup calculations, easily analyze groups of consumers within the same dimension. Normalize data by deriving variables, such as runtime, occupancy, or OAT, so that data is comparative and meaningful. Create custom KPI and visualization dashboards, as well as specialized reports, using the Energy AnalytiX solution. Design reports to be scheduled based on Date, Time, Value, Alert or on User Adhoc Request.

## Actionable Information At Your Fingertips

Based on a scalable WEB 2.0 Microsoft Silverlight® and Sharepoint® technologies, Energy AnalytiX connects, analyzes, data logs and visualizes the right information in a way that is intuitive and easy to access. A Site Summary Overview helps provide instant information on energy Consumption, financial Costing and the Carbon environmental impact. A standards-based S95 Asset Tree allows for rapid and simple navigation to the site-summarized reports and charts.

You are just one click away from understanding energy costs and how to improve the returns to your bottom line. Alerts and an extensive alarm management system provide information wherever you may be, by sending SMS text messages and emails, as well as using social networks and rich mobile phone apps.

## Visualize, Analyze, Historize



## Open Standard Connectivity

Innovative universal data integration, based on industry open standards such as OPC, BACnet, SNMP, Modbus and Web Services, lets you manage energy Consumption, Costs and environmentals by simply plugging it into your existing network.

## Benefits

- Scalable from single location to campuses
- Universal Connectivity – OPC, BACnet, SNMP, and Web Services
- Rich Visualization via the Web using Microsoft Silverlight®
- Standard and Custom Calculations:
  - \$ / Sq. Foot
  - Avg. KWh/Degree Days
  - Total CF Air/ Zone
  - CO2 / Meter
  - €/ Sq. Meter
  - KWh/ Occupant/ Hour
  - BTU Zone
  - CO2 / Person
- Collaborate and Social Network using Microsoft Sharepoint®
- Integrated with Microsoft SQL StreamInsight® and Office
- Clock Synchronization, support UTC for accurate Totals
- Automatic adjustment for bad sensor readings
- Help meet regulations and be LEED compliant

## Applications

- Building Controls and HVAC
- Air Conditioning and Lighting
- Wind Turbine and Wind Parks
- Utilities and City Heating Stations
- Solar Facilities
- Geo Thermal and Bio Gas Power
- Water and Wastewater
- Heating and Cooling
- Oil and Gas
- Conveying and Packaging
- Pharmaceutical
- Heavy Industry

# Further information:

[www.iconics.com/energy](http://www.iconics.com/energy)



Founded in 1986, ICONICS is an independent software developer with over 20 years of experience in Building Automation and Manufacturing markets. It's a leading provider of solutions which deliver real-time visibility for its Manufacturing and Building Automation customers. ICONICS' award winning real-time visualization, data historians, manufacturing intelligence, facility management and suite of analytics software solutions are installed in 70% of the Fortune 500 companies around the world, helping customers be more profitable, agile, efficient and sustainable.

ICONICS is a long time Microsoft Gold Certified Partner and Partner of the Year Winner, providing advanced software for many end users, building integrators and OEM equipment and technology suppliers. ICONICS has over 250,000 applications installed in multiple industries, with over 40,000 building control applications worldwide.

ICONICS cultivates an international culture of innovation, creativity and excellence in product design, development, technical support, sales and service. World headquarters are located in Foxborough, Massachusetts, USA.

## World Headquarters

100 Foxborough Blvd.  
Foxborough, MA, USA, 02035  
Tel: 508 543 8600  
Email: [us@iconics.com](mailto:us@iconics.com)  
Web: [www.iconics.com](http://www.iconics.com)

## Czech Republic

Tel: 420 377 183 420  
Email: [czech@iconics.com](mailto:czech@iconics.com)

## UK

Tel: 44 1384 246 700  
Email: [info@iconics-uk.com](mailto:info@iconics-uk.com)

## Italy

Tel: 39 010 46 0626  
Email: [italy@iconics.com](mailto:italy@iconics.com)

## Australia

Tel: 61 297 273 411  
Email: [info@iconics.com](mailto:info@iconics.com)

## Germany

Tel: 49 2241 16 508 0  
Email: [germany@iconics.com](mailto:germany@iconics.com)

## China

Tel: 86 755 88 250615  
Email: [china@iconics.com](mailto:china@iconics.com)

## Netherlands

Tel: 31 252 228 588  
Email: [holland@iconics.com](mailto:holland@iconics.com)

## India

Tel: 0091 22 67291029  
Email: [india@iconics.com](mailto:india@iconics.com)

## France

Tel: 33 4 50 19 11 80  
Email: [france@iconics.com](mailto:france@iconics.com)

